

These instructions are for Clearblue® Digital which has 'DIGITAL' printed on the foil wrapper. Instructions for Clearblue® Rapid Detection are on the other side.



Over 99% accurate from the day you expect your period!

If testing early use first urine of the day  
Otherwise test any time

Don't drink lots of liquid before testing

Never hold test with tip pointing upwards

## 1 Take the test

Remove from foil, take off the cap and use immediately. **Either** test in:



or



Keep the absorbent tip pointing downward, replace the cap and lay the test stick flat.

## 2 Wait

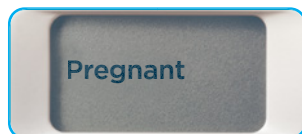
The Smart Countdown will appear on the display and each segment will appear in sequence to show the test is progressing.



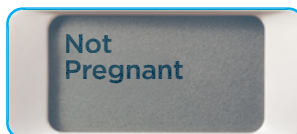
If no Smart Countdown appears see 'Test errors'.

## 3 Read your result

The Smart Countdown will finish in 1-3 minutes and your result will be displayed on screen.



If your result is pregnant see your doctor (See Q1).



See Q2 for more information.

## Questions and answers

### 1 My result is Pregnant. What should I do?

See your doctor who can advise you on your next steps. It is possible to get a positive result and later find out you are no longer pregnant (see Q6).

A 'Pregnant' result stays on screen for up to 6 months.

### 2 My result is Not Pregnant. What does this mean?

You may not be pregnant or the level of pregnancy hormone may not yet be high enough to be detected. Test again in three days' time. If this test gives you a 'Not Pregnant' result and your period is late, see your doctor.

A 'Not Pregnant' result stays on screen for approximately 24 hours.

### 3 How early can I test?

This test can be used from 5 days before your missed period (4 days before you expect your period). However, as hormone levels vary from woman to woman, and in early pregnancy can be very low, you may be pregnant but still get a negative result. The chart below shows the percentage of pregnancies detected in lab testing of early pregnancy urine samples:

Days before the expected period	-1	-2	-3	-4
Pregnancies detected	>99%	98%	95%	75%

### 4 How does Clearblue® work?

It detects the pregnancy hormone hCG (human Chorionic Gonadotrophin) in urine. Test sensitivity is 25mIU/ml.

### 5 Can any medication or medical conditions affect the results?

Always read the manufacturers' instructions for any medication you are taking before testing. If you get unexpected results you should discuss them with your doctor.

Medications containing hCG (e.g. Pregnyl<sup>®2</sup> and Profasi<sup>®3</sup>) can affect the result. Ectopic or recent pregnancy, even if not carried to full term, can cause misleading results.

The test should **NOT** be affected by hormone therapies containing Clomiphene citrate (e.g. Clomid<sup>®4</sup>), common painkillers, alcohol, antibiotics, or the contraceptive pill.

If you are in or approaching menopause you may obtain a false positive result even though you are not pregnant. In a study of women tested with different lots of Clearblue<sup>®</sup>, an average of 0.3% of results were positive, with a range from 0% to 1% for different lots. All false positive results were from women aged over 50 years.

### 6 I previously tested Pregnant but have tested again and got a negative result, or my period has started. What does this mean?

It is possible to get a positive result and later find out you are no longer pregnant. This is called early pregnancy loss which is sadly not uncommon, affecting around 1 in 4 pregnancies. Happily, most women can go on to have a healthy pregnancy afterwards.

### 7 Is there anything I should do if I am planning to get pregnant?


It's a good idea to speak to your doctor before you try to get pregnant. Many doctors advise taking folic acid or prenatal vitamin supplements, avoiding alcohol, stopping smoking, and that trying to maintain a healthy weight can be beneficial. You may also want to consider using an ovulation test to identify your most fertile days. Clearblue<sup>®</sup> offers a range to help maximize your chances of conceiving.

Dispose of according to local regulations.

**Caution:** device contains batteries. Do not disassemble device, recharge or dispose of batteries in fire.

Contains small parts. Do not eat any component of this device. If accidentally swallowed, seek medical attention.

## Test errors




### Book error

An error has occurred during testing. It may be that:

- the absorbent tip was not kept pointing downward.
- the test was not laid flat after urine was applied.
- too much or too little urine was applied.

Test again using a new test, carefully following the instructions.



### Blank error

If the Smart Countdown didn't appear after testing or started to run and then the screen went blank, you will need to perform another test. Test again using a new test, carefully following the instructions.

## www.clearblue.com

### Clearblue® Helpline

Monday-Friday 8:30 a.m. - 5:00 p.m. Eastern Time.

Toll-free. **1-800-321-3279**

Please have the product and packaging, including any foil pouches, with you when you call. Calls are recorded for training and quality control.

Home pregnancy test. Use once. For *in vitro* diagnostic use only. Not for internal use. Keep out of the reach of children. Store at 36°F-86°F (2°C-30°C).

Allow to reach room temperature for 30 minutes prior to testing if stored refrigerated.

Do not use if the foil wrapper containing the test stick is damaged.

Do not use the test stick after expiration date.

Distributed by Procter & Gamble, Cincinnati, OH 45202.

Clearblue<sup>®</sup> is a registered trademark of SPD Swiss Precision Diagnostics GmbH (SPD).

© 2019 SPD. All rights reserved.

Pat. - see [www.swissprecisiondiagnostics.com/patents](http://www.swissprecisiondiagnostics.com/patents)

<sup>1</sup>99% accurate at detecting typical pregnancy hormone levels. Note that hormone levels may vary. However, some pregnant women may not have detectable amounts of pregnancy hormone in their urine on the first day of the missed period or may have miscalculated the first day of their period.

<sup>2</sup>Pregnyl<sup>®</sup> is a registered trademark of Organon USA, Inc.

<sup>3</sup>Profasi<sup>®</sup> is a registered trademark of Ares Trading S.A.

<sup>4</sup>Clomid<sup>®</sup> is a registered trademark of Sanofi-Aventis.

This device complies with part 15 of the FCC Rules. Operation is subject to the following two conditions: (1) This device may not cause harmful interference, and (2) this device must accept any interference received, including interference that may cause undesired operation. The EMC countermeasures employed within the electronic instrument will provide reasonable protection against electromagnetic interference effects likely to be encountered in the home environment. Do not use this instrument in close proximity to sources of strong electromagnetic radiation (e.g. mobile phones), as these may interfere with the proper operation. Changes or modifications not expressly approved by the manufacturer will void the authority to operate this equipment.

The US Surgeon General advises pregnant women to abstain from alcohol consumption as this may lead to harmful effects on the baby such as Fetal Alcohol Syndrome Disorder (FASD). More information is available at [www.surgeongeneral.gov](http://www.surgeongeneral.gov)